

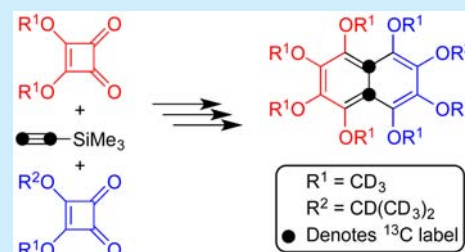
# Synthesis of an Isotopically Labeled Naphthalene Derivative That Supports a Long-Lived Nuclear Singlet State

Joseph T. Hill-Cousins,\* Ionut-Alexandru Pop, Giuseppe Pileio, Gabriele Stevanato, Pär Håkansson, Soumya S. Roy, Malcolm H. Levitt, Lynda J. Brown, and Richard C. D. Brown\*

Department of Chemistry, University of Southampton, Highfield, Southampton SO17 1BJ, U.K.

## Supporting Information

**ABSTRACT:** The synthesis of an octa-alkoxy substituted isotopically labeled naphthalene derivative, shown to have excellent properties in singlet NMR experiments, is described. This highly substituted naphthalene system, which incorporates an adjacent  $^{13}\text{C}$  spin pair, is readily accessed from a commercially available  $^{13}\text{C}_2$ -labeled building block via sequential thermal alkynyl- and arylcyclobutenone rearrangements. The synthetic route incorporates a simple desymmetrization approach leading to a small difference in the chemical shifts of the  $^{13}\text{C}$  spin pair, a design constraint crucial for accessing nuclear singlet order.



Singlet NMR has potential as a diagnostic tool with a number of potential applications including the study of molecular diffusion and motion,<sup>1–3</sup> protein–ligand binding,<sup>4</sup> analysis of intrinsically disordered protein domains,<sup>5</sup> and metabolomics.<sup>6</sup> Furthermore, the combination of nuclear hyperpolarization and singlet NMR offers opportunities to develop novel MR imaging techniques.<sup>7–9</sup> Nuclear hyperpolarization, generated by methods such as dynamic nuclear polarization (DNP), gives rise to greatly increased NMR signal intensities;<sup>10–14</sup> theoretically  $^{13}\text{C}$  NMR signals can be enhanced by a factor of  $10^5$  compared with conventionally thermally polarized nuclei. However, this technique has been limited by the short lifetime of hyperpolarized magnetization, which decays with the spin–lattice relaxation time constant,  $T_1$ . Nuclear singlet order is immune to many of the relaxation mechanisms responsible for  $T_1$  and decays with a time constant  $T_S$  which can often be far larger than  $T_1$ .<sup>15–19</sup> As a result, nuclear singlet order provides a means to “store” nuclear hyperpolarization for extended periods of time, paving the way for a variety of applications.<sup>9</sup> We have recently reported an octa-alkoxy substituted naphthalene derivative, incorporating a  $^{13}\text{C}$  spin pair, which supports a long-lived nuclear singlet state in both low ( $T_S > 1$  h; 0.4 T; acetone- $d_6$ ) and high magnetic field ( $T_S \approx 950$  s; 9.4 T; acetone- $d_6$ ).<sup>20</sup> Herein, we report the synthetic approach to this target.

Two key aspects of the design of molecular systems that support long-lived singlet states are the ability to access the singlet state and attenuating the rate of relaxation of the singlet state occurring through different mechanisms.<sup>18,19</sup> The criteria for a suitable molecule can be summarized as follows:<sup>20</sup> (1) Fundamentally, the molecule must incorporate a strongly coupled spin-1/2 pair with which the singlet state can be created. (2) There should be no spin-active nuclei in close proximity (through bond and through space) to the spin pair, especially isotopes with strong magnetism such as  $^1\text{H}$  and  $^{19}\text{F}$ . (3) Nuclei such as  $^2\text{H}$  with quadrupole moments, while

preferable to  $^1\text{H}$ , should also be physically remote from the spin pair. (4) The local molecular environment of the spin pair should exhibit inversion symmetry. (5) The molecule as a whole must provide either a small chemical shift difference between the members of the spin pair or different spin–spin couplings between the members of the spin pair and other magnetic nuclei. (6) The local molecular environment of the spin pair should be conformationally inflexible. (7) The spin pair should be shielded against close approach of paramagnetic molecules, such as molecular oxygen.

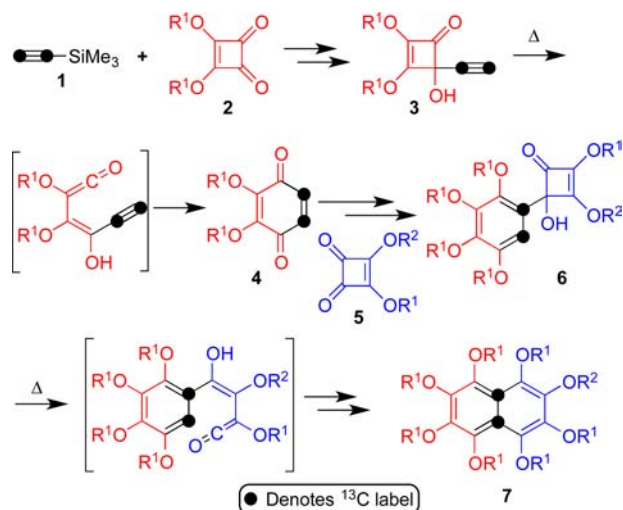
Based upon these design criteria, we considered that a naphthalene **7**, with a central  $^{13}\text{C}$  spin pair and fully deuterated side chains ( $\text{R}^1$  and  $\text{R}^2$ ), would provide a suitable candidate (Scheme 1). Such an aromatic system is rigid and incorporates a local inversion center, and all other spin-active nuclei are at least four bonds away from the spin pair as well as an optimal distance through space. A small chemical shift difference may be provided by asymmetric substitution.

An additional challenge posed for the synthesis of such molecules lies in the availability of isotopically labeled starting materials. Starting materials incorporating  $^{13}\text{C}$  atoms are generally limited to small-molecule building blocks, and as such syntheses must be designed around these. We have previously utilized commercially available ethynyltrimethylsilane- $^{13}\text{C}_2$  (**1**) to synthesize a series of acetylene-based compounds that support long-lived nuclear singlet states,<sup>9,21</sup> and considered this fragment to be convenient for construction of the requisite naphthalene system **7**. Our approach was designed around sequential thermal alkynyl- and arylcyclobutenone rearrangements to construct each ring of the bis-aromatic framework.<sup>22–29</sup> By this method the central  $^{13}\text{C}$  pair would be derived from the acetylene building block **1** and

Received: March 13, 2015

Published: April 21, 2015

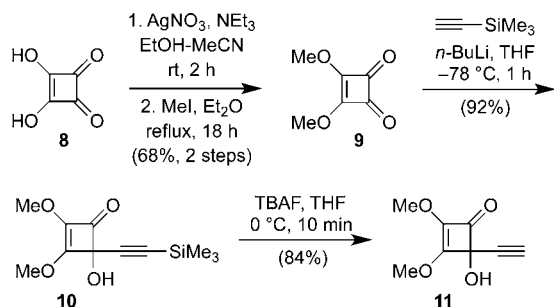
Scheme 1. Synthesis Plan



asymmetry could be easily introduced using an unsymmetrically substituted squarate fragment 5.

The synthetic route was optimized using unlabeled materials, primarily to reduce costs as well as to simplify analysis of the intermediates. The left-hand side of the naphthalene ring system was constructed first, beginning with squaric acid (8, Scheme 2). One of the primary requirements for the target

Scheme 2. Synthesis of Cyclobutenone 11 as a Precursor for the First Cyclobutenone Rearrangement



naphthalene system was perdeuteration of the alkoxy substituents for reasons described above. Ultimately, this would be achieved through alkylation of the disilver salt of squaric acid using deuterated iodomethane (99.5 atom % D).<sup>30</sup> Thus, for the unlabeled synthesis, treatment of squaric acid (8) with AgNO<sub>3</sub> and Et<sub>3</sub>N, followed by reaction with CH<sub>3</sub>I in refluxing Et<sub>2</sub>O for 18 h, afforded dimethyl squarate (9) in 68% yield. Alkynylation of dimethyl squarate (9) with the lithium salt of ethynyltrimethylsilane proceeded smoothly to afford cyclobutenone 10 in 92% yield. Subsequent silyl-deprotection of 10 with TBAF gave cyclobutenone 11 in 84% yield, providing the substrate for the first thermal rearrangement.

Thermal rearrangement of cyclobutenone 11 was initially conducted under reflux in toluene, affording quinone 12 as the only isolated product in 56% yield after 2 h of heating (Table 1, entry 1). The remaining material consisted of intractable baseline components. We considered that the moderate yield of the quinone 12 could be attributed to prolonged heating under reflux, and consequently, alternative reactor technologies were explored (Table 1). Harrowven and co-workers have recently demonstrated a series of highly efficient arylcyclobutenone

Table 1. Optimization of the Rearrangement of Cyclobutenone 11

entry	conditions	yield <sup>a</sup> of 12
1	A: PhMe, reflux, 2 h	56%
2	B: Flow reactor, dioxane, 130 °C, <i>t<sub>R</sub></i> = 30 min	62%
3	C: Microwave irradiation, MeCN, 130 °C, 20 min	72%

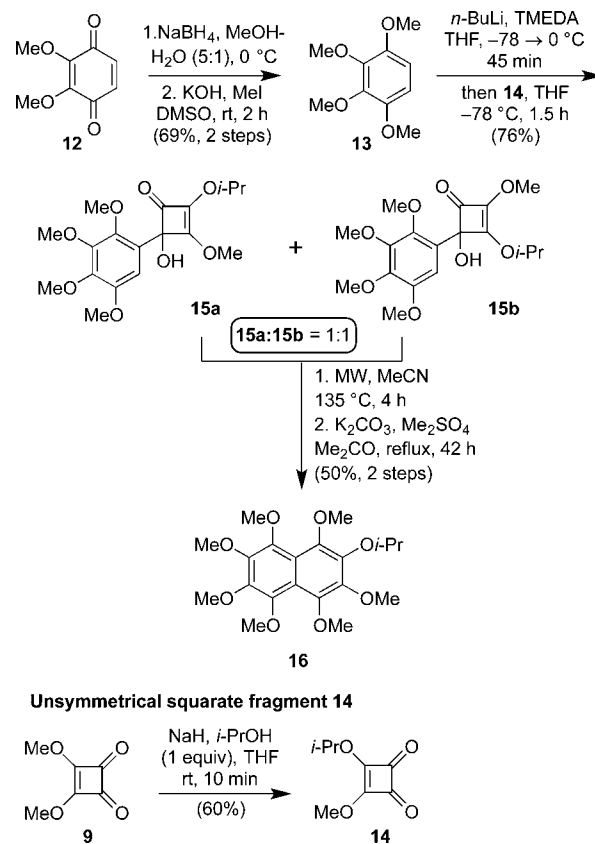
<sup>a</sup>Isolated yields of purified compounds are quoted.

rearrangements in a flow reactor proceeding with short residence times and excellent yields.<sup>28</sup> On application of similar conditions to the rearrangement of acetylenyl-substituted cyclobutenone 11, the yield of quinone 12 was improved to 62% (Table 1, entry 2). Further improvement was achieved under microwave irradiation, delivering quinone 12 in 72% yield after 20 min in MeCN at 130 °C (Table 1, entry 3).

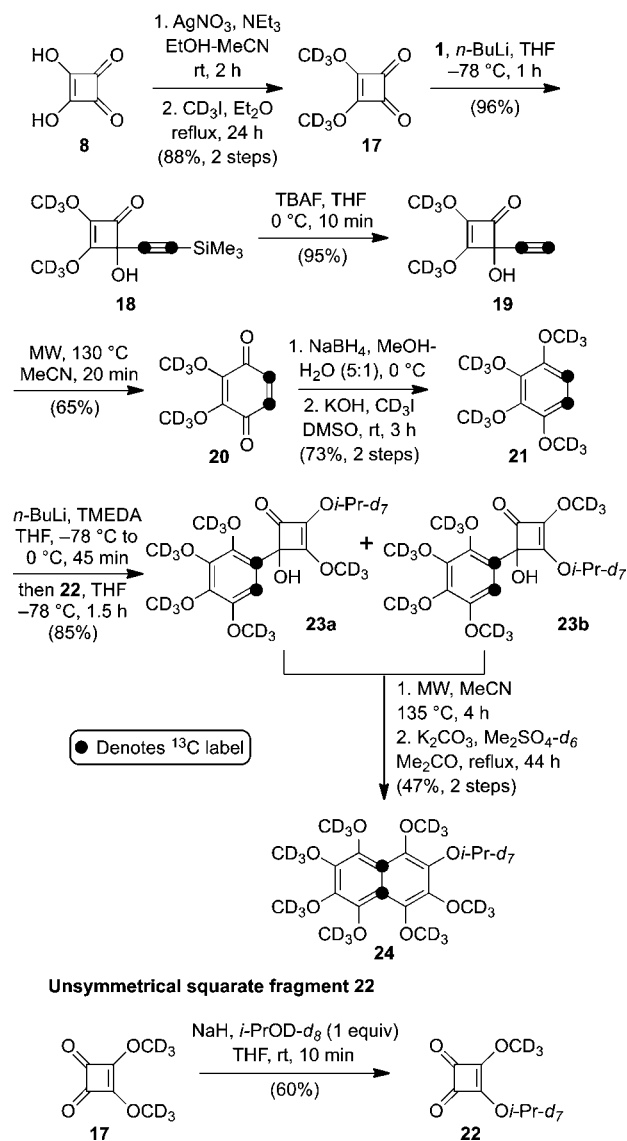
Reduction of quinone 12 by treatment with NaBH<sub>4</sub> afforded the dihydroquinone (Scheme 3), which was immediately dimethylated under basic conditions to afford the tetramethoxybenzene 13 in 69% over the two steps.

The second ring required an unsymmetrical squarate fragment 14, obtained in 60% yield by reaction of sodium isopropoxide with dimethyl squarate (9). Indeed, on extension of

Scheme 3. Synthesis of Unlabeled Naphthalene System 16



Scheme 4. Synthesis of Isotopically Labeled Naphthalene 24



the reaction time to 20 min, the yield of squarate **14** was reduced to 51%. In any case this method of desymmetrization would again permit the introduction of the required perdeuterated isopropoxy side chain during the labeled synthesis.

The squarate and tetramethoxybenzene fragments, **14** and **13**, were combined through an *ortho*-lithiation<sup>31</sup> coupling sequence, affording an inseparable mixture of regioisomers **15a** and **15b** (~1:1,  $^1\text{H}$  NMR) in 76% overall yield. Upon thermal rearrangement under microwave irradiation the mixture of isomers **15a** and **15b** converged upon a common, naphthalene-1,4-diol intermediate. Despite the reaction solution being purged with  $\text{N}_2$  gas prior to heating, small amounts of the naphthalene-1,4-dione were present in the crude product. Attempts to reduce the quinone present in the crude reaction mixture proved unsuccessful;  $\text{NaBH}_4$  and  $\text{Na}_2\text{S}_2\text{O}_4$  were both incompatible, ultimately leading to degradation of the products. Consequently, following the thermal rearrangement, the crude reaction mixture was immediately treated with  $\text{K}_2\text{CO}_3$  and  $\text{Me}_2\text{SO}_4$  in refluxing acetone, allowing isolation of naphthalene **16** in 50% yield over the two steps.

Gratifyingly, the asymmetry of naphthalene **16**, resulting from the presence of a single isopropoxy group, achieved a suitable chemical shift difference of 0.08 ppm between the two central carbons in the  $^{13}\text{C}$  NMR spectrum of **16** (acetone- $d_6$ ). Such near-equivalence of the spin pair in the labeled system is necessary for a long-lived singlet state that is stable in high magnetic field, while the small measure of asymmetry enables initial creation of the singlet state.<sup>21</sup>

With an optimized route to the unlabeled naphthalene system **16** established, the labeled synthesis was subsequently performed (Scheme 4). Alkylation of squaric acid (**8**) with  $\text{CD}_3\text{I}$  via the disilver salt afforded perdeuterated squarate **17** in 88% yield over the two steps. Introduction of the  $^{13}\text{C}$  spin pair proceeded smoothly via deprotonation of ethynyltrimethylsilane- $^{13}\text{C}_2$  (**1**) with  $n\text{-BuLi}$  and subsequent reaction with squarate **17**, to afford cyclobutenone **18** in 96% yield. Silyl deprotection of **18** with TBAF gave cyclobutenone **19** in 95% yield. The  $^1\text{H}$  NMR spectrum of **19** displays some interesting second-order effects, with the signal for the alkyne proton appearing as a well-defined X portion of an ABX spin system.<sup>32</sup> The small chemical shift difference between the  $^{13}\text{C}$  labels and the large difference between  $^1J_{\text{CH}}$  and  $^2J_{\text{CH}}$  for this system presents a case in which all six spectral lines are clearly visible (see Supporting Information).

Cyclobutenone **19** was submitted to the previously optimized conditions for thermal rearrangement, affording quinone **20** in 65% yield. Reduction of quinone **20** and subsequent alkylation of the intermediate hydroquinone, using  $\text{CD}_3\text{I}$ , delivered the labeled tetra-alkoxybenzene **21** in 73% yield over the two steps. Quinone **20** and tetra-alkoxybenzene **21** also both display interesting  $^1\text{H}$  NMR spectra with well-resolved signals for the XX' portion of an AA'XX' spin system, arising from magnetic nonequivalence (Figure 1).<sup>32</sup> As a consequence of the adjacent  $^{13}\text{C}$  labels, a rare occasion is presented in which the coupling constants ( $J_{\text{HH}}$ ,  $J_{\text{CC}}$ ,  $^1J_{\text{CH}}$  and  $^2J_{\text{CH}}$ ) of these AA'XX' systems can be easily determined. The corresponding AA' portions of the spectra for **20** and **21** were observed as singlets due to proton decoupling during  $^{13}\text{C}$  NMR

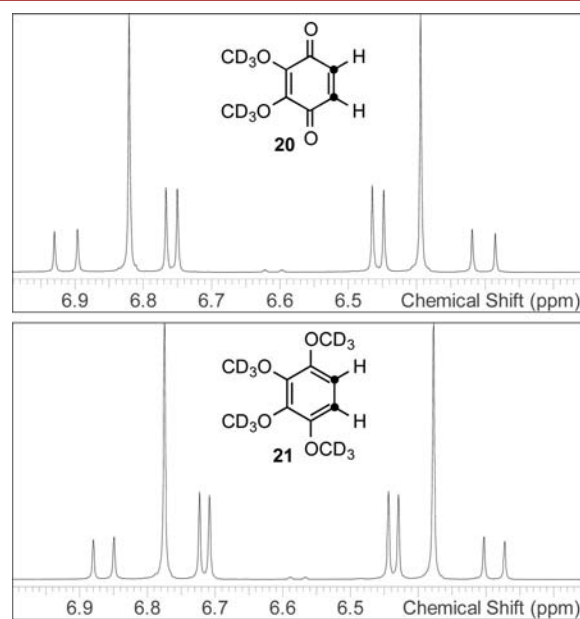


Figure 1.  $^1\text{H}$  NMR spectra for compounds **20** and **21** (400 MHz,  $\text{CDCl}_3$ ).

data acquisition. Furthermore, as anticipated the  $^1\text{H}$  NMR spectrum of tetra-alkoxybenzene **21** confirmed very high levels of deuterium incorporation (>99%,  $^1\text{H}$  NMR) into the alkoxy substituents of the left-hand fragment.

The unsymmetrical squarate **22** was prepared from squarate **17** in 60% yield, using isopropanol- $d_8$  to achieve perdeuteration of the fragment. The left-hand and right-hand fragments were coupled as described above, affording a mixture of regioisomers **23a** and **23b** in an 85% overall yield. Following thermal rearrangement of the mixture of regioisomers **23a** and **23b**, sequential alkylation of the intermediate hydroquinone, using  $\text{Me}_2\text{SO}_4-d_6$ , afforded isotopically labeled naphthalene **24** in 47% yield for the two steps.

In summary, we have synthesized an isotopically labeled naphthalene derivative **24**, incorporating an adjacent  $^{13}\text{C}$  spin pair and perdeuterated alkoxy substituents. As reported elsewhere, this compound supports a long-lived nuclear singlet state with a lifetime exceeding 1 h in room-temperature solution.<sup>20</sup> The target naphthalene **24** was synthesized on a 1–4 mmol scale from commercially available starting materials in 10 linear steps (11 steps in total) with a 15% overall yield for the linear sequence.

## ■ ASSOCIATED CONTENT

### Supporting Information

Experimental details and procedures; compound characterization data; copies of  $^1\text{H}$ ,  $^2\text{H}$ , and  $^{13}\text{C}$  NMR spectra for all new compounds. This material is available free of charge via the Internet at <http://pubs.acs.org>.

## ■ AUTHOR INFORMATION

### Corresponding Authors

\*E-mail: [r.c.brown@soton.ac.uk](mailto:r.c.brown@soton.ac.uk)

\*E-mail: [J.Hill-Cousins@sygnaturediscovery.com](mailto:J.Hill-Cousins@sygnaturediscovery.com)

### Notes

The authors declare no competing financial interest.

## ■ ACKNOWLEDGMENTS

The authors acknowledge EPSRC (EP/I036141/1 and EP/K039466/1), ERC, the European Regional Development Fund (ERDF) for funding the AI-Chem project through the INTERREG IVa program 4061, and the Royal Society (L.J.B.) for a Dorothy Hodgkin fellowship. Additionally the authors would like to thank Dr. Neil J. Wells (University of Southampton) for assistance obtaining  $^2\text{H}$  NMR data.

## ■ REFERENCES

- (1) Cavadini, S.; Dittmer, J.; Antonijevec, S.; Bodenhausen, G. *J. Am. Chem. Soc.* **2005**, *127*, 15744.
- (2) Ahuja, P.; Sarkar, R.; Vasos, P. R.; Bodenhausen, G. *J. Am. Chem. Soc.* **2009**, *131*, 7498.
- (3) Sarkar, R.; Vasos, P. R.; Bodenhausen, G. *J. Am. Chem. Soc.* **2007**, *129*, 328.
- (4) Salvi, N.; Buratto, R.; Bornet, A.; Ulzega, S.; Rebollo, R. I.; Angelini, A.; Heinis, C.; Bodenhausen, G. *J. Am. Chem. Soc.* **2012**, *134*, 11076.
- (5) Fernandes, L.; Guerniou, C.; Marin-Montesinos, I.; Pons, M.; Kateb, F.; Vasos, P. R. *Magn. Reson. Chem.* **2013**, *51*, 729.
- (6) DeVience, S. J.; Walsworth, R. L.; Rosen, M. S. *NMR Biomed.* **2013**, *26*, 1204.
- (7) Laustsen, C.; Pileio, G.; Tayler, M. C. D.; Brown, L. J.; Brown, R. C. D.; Levitt, M. H.; Ardenkjaer-Larsen, J. H. *Magn. Reson. Med.* **2012**, *68*, 1262.

- (8) Marco-Rius, I.; Tayler, M. C. D.; Kettunen, M. I.; Larkin, T. J.; Timm, K. N.; Serrao, E. M.; Rodrigues, T. B.; Pileio, G.; Ardenkjaer-Larsen, J. H.; Levitt, M. H.; Brindle, K. M. *NMR Biomed.* **2013**, *26*, 1696.
- (9) Pileio, G.; Bowen, S.; Laustsen, C.; Tayler, M. C. D.; Hill-Cousins, J. T.; Brown, L. J.; Brown, R. C. D.; Ardenkjaer-Larsen, J. H.; Levitt, M. H. *J. Am. Chem. Soc.* **2013**, *135*, 5084.
- (10) Overhauser, A. *Phys. Rev.* **1953**, *92*, 411.
- (11) Boer, W. J. *Low Temp. Phys.* **1976**, *22*, 185.
- (12) Abragam, A.; Goldman, M. *Rep. Prog. Phys.* **1978**, *41*, 395.
- (13) Ardenkjaer-Larsen, J. H.; Fridlund, B.; Gram, A.; Hansson, G.; Hansson, L.; Lerche, M. H.; Servin, R.; Thaning, M.; Golman, K. *Proc. Natl. Acad. Sci. U.S.A.* **2003**, *100*, 10158.
- (14) Bowers, C. R.; Weitekamp, D. P. *J. Am. Chem. Soc.* **1987**, *109*, 5541.
- (15) Carravetta, M.; Johannessen, O. G.; Levitt, M. H. *Phys. Rev. Lett.* **2004**, *92*, 153003.
- (16) Carravetta, M.; Levitt, M. H. *J. Chem. Phys.* **2005**, *122*, 214505.
- (17) Levitt, M. H. In *Encyclopedia of Magnetic Resonance*; Harris, R. K., Wasylishen, R. E., Eds.; John Wiley & Sons, Ltd.: Chichester, U.K., 2010.
- (18) Levitt, M. H. *Annu. Rev. Phys. Chem.* **2012**, *63*, 89.
- (19) Pileio, G. *Prog. Nucl. Magn. Reson. Spectrosc.* **2010**, *56*, 217.
- (20) Stevanato, G.; Hill-Cousins, J. T.; Håkansson, P.; Roy, S. S.; Brown, L. J.; Brown, R. C. D.; Pileio, G.; Levitt, M. H. *Angew. Chem., Int. Ed.* **2015**, *54*, 3740.
- (21) Pileio, G.; Hill-Cousins, J. T.; Mitchell, S.; Kuprov, I.; Brown, L. J.; Brown, R. C. D.; Levitt, M. H. *J. Am. Chem. Soc.* **2012**, *134*, 17494.
- (22) Moore, H. W.; Decker, O. H. W. *Chem. Rev.* **1986**, *86*, 821.
- (23) Moore, H. W.; Perri, S. T. *J. Org. Chem.* **1988**, *53*, 996.
- (24) Foland, L. D.; Karlsson, J. O.; Perri, S. T.; Schwabe, R.; Xu, S. L.; Patil, S.; Moore, H. W. *J. Am. Chem. Soc.* **1989**, *111*, 975.
- (25) Harrowven, D. C.; Pascoe, D. D.; Guy, I. L. *Angew. Chem., Int. Ed.* **2007**, *46*, 425.
- (26) Harrowven, D. C.; Pascoe, D. D.; Demurtas, D.; Bourne, H. O. *Angew. Chem., Int. Ed.* **2005**, *44*, 1221.
- (27) Packard, E.; Pascoe, D. D.; Maddaluno, J.; Goncalves, T. P.; Harrowven, D. C. *Angew. Chem., Int. Ed.* **2013**, *52*, 13076.
- (28) Mohamed, M.; Goncalves, T. P.; Whitby, R. J.; Sneddon, H. F.; Harrowven, D. C. *Chem.—Eur. J.* **2011**, *17*, 13698.
- (29) Peña-Cabrera, E. *J. Org. Chem.* **2002**, *67*, 1689.
- (30) Jakob, A.; Schmidt, H.; Walfort, B.; Rheinwald, G.; Frühauf, S.; Schulz, S.; Gessner, T.; Lang, H. Z. *Anorg. Allg. Chem.* **2005**, *631*, 1079.
- (31) Hansen, C. A.; Dean, A. B.; Draths, K. M.; Frost, J. W. *J. Am. Chem. Soc.* **1999**, *121*, 3799.
- (32) Becker, E. D. *High Resolution NMR: Theory and Chemical Applications*, 3rd ed.; Academic Press: Orlando, FL, 2000.